

641936-1 ✓ ACTIVE

MTA 156

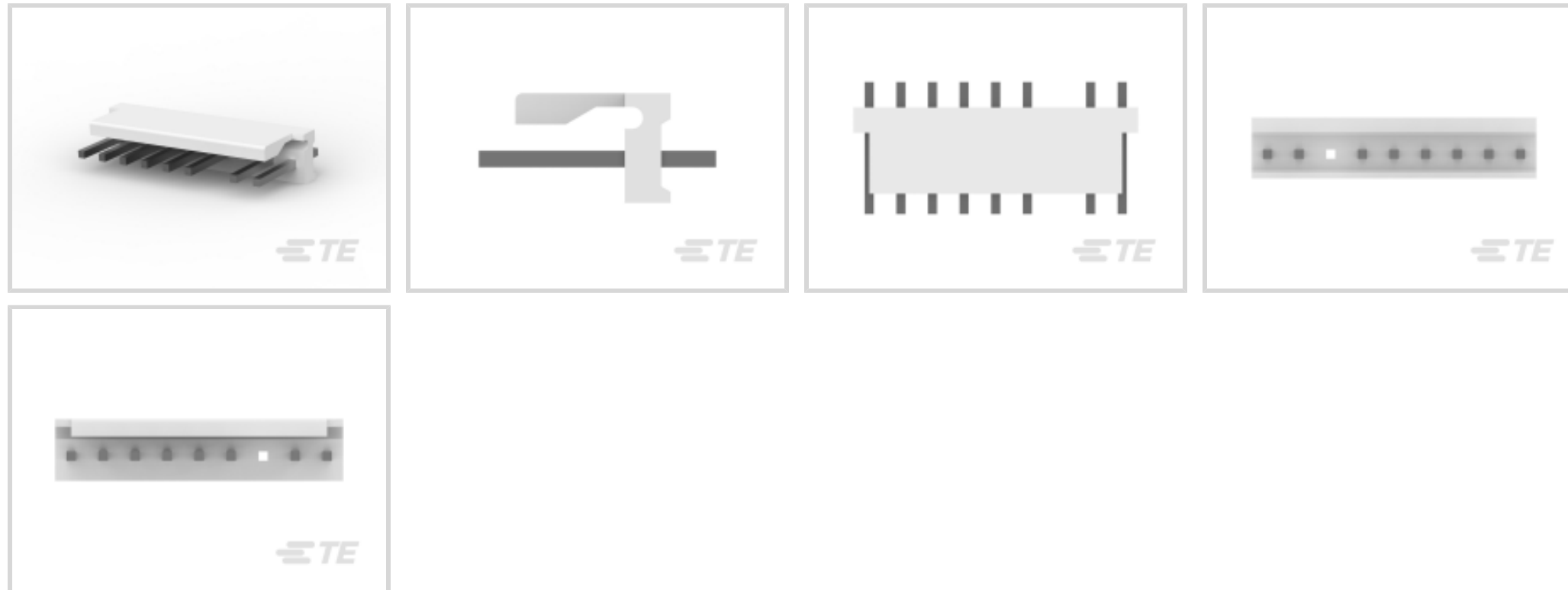
TE Internal #: 641936-1

Rectangular Power Connectors, Header, Plug, Wire-to-Board, 9
Position, 3.96 mm [.156 in] Centerline, Printed Circuit Board, UL 94V-
0, MTA 156

[View on TE.com >](#)



Connectors > Power Connectors > Rectangular Power > Rectangular Power Connectors



Rectangular Power Connector Type: **Header**

Connector & Housing Type: **Plug**

Connector System: **Wire-to-Board**

Number of Positions: **9**

Centerline (Pitch): **3.96 mm [.156 in]**

Features

Product Type Features

Header Type	Partially Shrouded
Rectangular Power Connector Type	Header
Connector & Housing Type	Plug
Connector System	Wire-to-Board
Sealable	No
Connector & Contact Terminates To	Printed Circuit Board

Configuration Features

Number of Loaded Positions	8
Number of Positions	9
PCB Mount Orientation	Vertical
Number of Power Positions	9
Number of Signal Positions	0
Number of Rows	1

Electrical Characteristics



Operating Voltage	600 VAC
-------------------	---------

Contact Features

Contact Layout	Inline
----------------	--------

Contact Underplating Material	Nickel
-------------------------------	--------

Contact Base Material	Copper Alloy
-----------------------	--------------

Contact Current Rating (Max)	7 A
------------------------------	-----

Contact Retention Within Housing	Without
----------------------------------	---------

Contact Type	Pin
--------------	-----

PCB Contact Termination Area Plating Material	Tin
---	-----

Contact Mating Area Plating Material	Tin
--------------------------------------	-----

Contact Mating Area Plating Material Thickness	2.54 μ m[100 μ in]
--	----------------------------

Termination Features

Termination Post & Tail Length	3.6 mm[.146 in]
--------------------------------	-----------------

Termination Method to Printed Circuit Board	Through Hole - Solder
---	-----------------------

Mechanical Attachment

Strain Relief	Without
---------------	---------

Mating Alignment Type	Polarization
-----------------------	--------------

Mating Alignment	With
------------------	------

PCB Mount Alignment	Without
---------------------	---------

Panel Mount Feature	Without
---------------------	---------

PCB Mount Retention	Without
---------------------	---------

Connector Mounting Type	Board Mount
-------------------------	-------------

Mating Retention	With
------------------	------

Mating Retention Type	Friction Lock
-----------------------	---------------

Housing Features

Centerline (Pitch)	3.96 mm[.156 in]
--------------------	------------------

Housing Color	Natural
---------------	---------

Housing Material	Thermoplastic Polyester - GF
------------------	------------------------------

Dimensions

PCB Thickness (Recommended)	3.04 mm[.12 in]
-----------------------------	-----------------

Height	10.8 mm
--------	---------

Mating Post Length	10.16 mm[.4 in]
--------------------	-----------------



Length	35.66 mm
--------	----------

Usage Conditions

Operating Temperature Range	-55 – 105 °C[-67 – 221 °F]
-----------------------------	----------------------------

Operation/Application

Circuit Application	Power
---------------------	-------

Industry Standards

CSA Rating	Certified
------------	-----------

UL Flammability Rating	UL 94V-0
------------------------	----------

Glow Wire Rating	Standard Part - Not Glow Wire
------------------	-------------------------------

Agency/Standard Number	E28476
------------------------	--------

Agency/Standard	CSA, UL
-----------------	---------

UL Rating	Recognized
-----------	------------

CSA File Number	LR7189
-----------------	--------

Packaging Features

Packaging Method	Package
------------------	---------

Packaging Quantity	1000
--------------------	------

Other

Number of Blocked Positions	1
-----------------------------	---

For Use With	MTA .156 Connector Assembly or SL .156 Connector Assembly
--------------	---

Product Compliance

[For compliance documentation, visit the product page on TE.com>](#)

EU RoHS Directive 2011/65/EU	Compliant
------------------------------	-----------

EU ELV Directive 2000/53/EC	Compliant
-----------------------------	-----------

China RoHS 2 Directive MIIT Order No 32, 2016	No Restricted Materials Above Threshold
---	---

EU REACH Regulation (EC) No. 1907/2006	Current ECHA Candidate List: JUNE 2022 (224) Candidate List Declared Against: JUNE 2022 (224) Does not contain REACH SVHC
--	---

Halogen Content	Not Low Halogen - contains Br or Cl > 900 ppm.
-----------------	--

Solder Process Capability	Wave solder capable to 265°C
---------------------------	------------------------------

Product Compliance Disclaimer


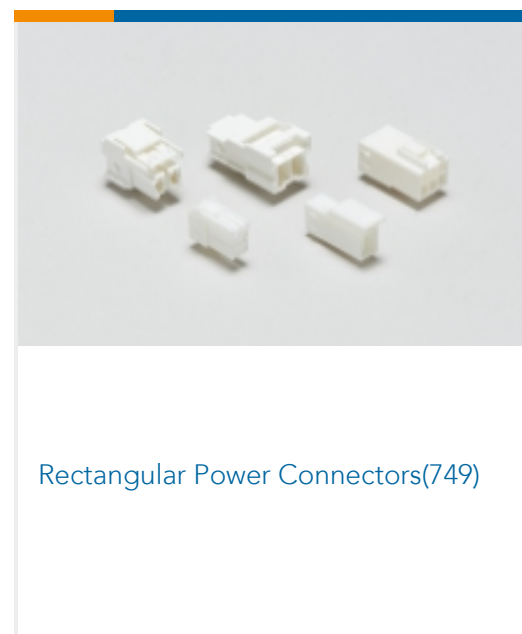





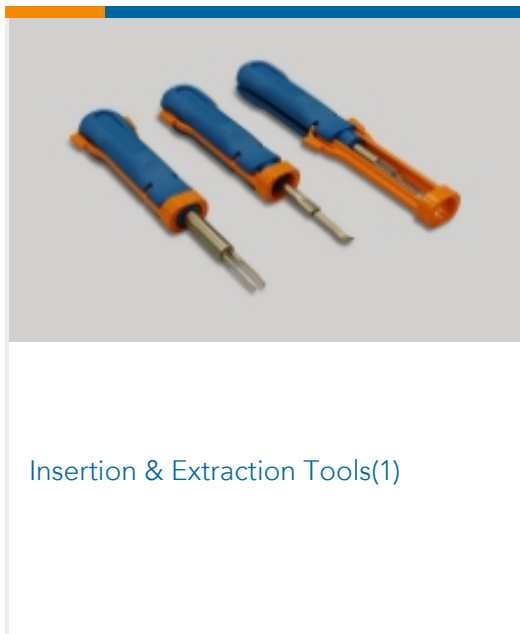
This information is provided based on reasonable inquiry of our suppliers and represents our current actual knowledge based on the information they provided. This information is subject to change. The part numbers that TE has identified as EU RoHS compliant have a maximum concentration of 0.1% by weight in homogenous materials for lead, hexavalent chromium, mercury, PBB, PBDE, DBP, BBP, DEHP, DIBP, and 0.01% for cadmium, or qualify for an exemption to these limits as defined in the Annexes of Directive 2011/65/EU (RoHS2). Finished electrical and electronic equipment products will be CE marked as required by Directive 2011/65/EU. Components may not be CE marked. Additionally, the part numbers that TE has identified as EU ELV compliant have a maximum concentration of 0.1% by weight in homogenous materials for lead, hexavalent chromium, and mercury, and 0.01% for cadmium, or qualify for an exemption to these limits as defined in the Annexes of Directive 2000/53/EC (ELV). Regarding the REACH Regulation, the information TE provides on SVHC in articles for this part number is based on the latest European Chemicals Agency (ECHA) 'Guidance on requirements for substances in articles' posted at this URL: <https://echa.europa.eu/guidance-documents/guidance-on-reach>

Compatible Parts

 <p>TE Part # CAT-103156-WBHSM Receptacle Housing: Wire-to-Board, with Mating Alignment, SL156</p>	 <p>TE Part # 640251-9 09P SL156 HSG W/O LCK RAMP</p>	 <p>TE Part # 3-643817-9 09P MTA156 CONN ASSY 18AWG LF</p>	 <p>TE Part # 3-643818-9 09P MTA156 CONN ASSY 20AWG YEL</p>
 <p>TE Part # 3-640426-9 09P MTA156 CONN ASSY 18AWG ORA</p>	 <p>TE Part # 3-640428-9 09P MTA156 CONN ASSY 22AWG RED</p>	 <p>TE Part # 3-640599-9 09P MTA156 CONN ASSY 18AWG ORA</p>	 <p>TE Part # 3-640427-9 09P MTA156 CONN ASSY 20AWG YEL</p>
 <p>TE Part # 3-643819-9 09P MTA156 CONN ASSY 22AWG RED</p>	 <p>TE Part # 640643-9 09P MTA156 COVER F/T</p>	 <p>TE Part # 3-640429-9 09P MTA156 CONN ASSY 24AWG WHT</p>	 <p>TE Part # 643067-9 09P MTA156 MOLDED COVER</p>



Also in the Series | MTA 156



Documents



Product Drawings

[09P MTA156 HDR SQ STR SN SPCL](#)

English

CAD Files

Customer View Model

[ENG_CVM_CVM_641936-1_AD.2d_dxf.zip](#)

English

[3D PDF](#)

3D

Customer View Model

[ENG_CVM_CVM_641936-1_AD.3d_igs.zip](#)

English

Customer View Model

[ENG_CVM_CVM_641936-1_AD.3d_stp.zip](#)

English

By downloading the CAD file I accept and agree to the [Terms and Conditions](#) of use.

Product Environmental Compliance

[Product Compliance](#)

English

[Product Compliance](#)

English